
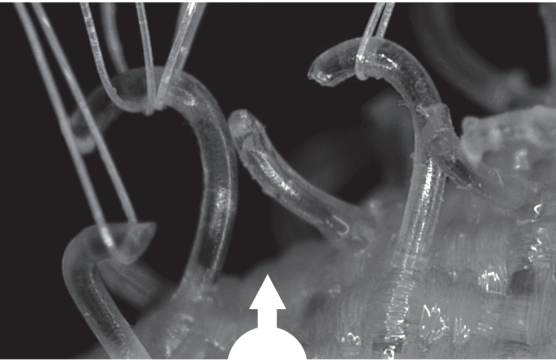


DONALD DEYOUNG & DERRIK HOBBS

DISCOVERY
OF
DESIGN

Searching Out the Creator's Secrets



First printing: October 2009

Copyright © 2009 by Don DeYoung and Derrick Hobbs. All rights reserved. No part of this book may be used or reproduced in any manner whatsoever without written permission of the publisher, except in the case of brief quotations in articles and reviews. For information write:

Master Books®, P.O. Box 726, Green Forest, AR 72638.

ISBN-13: 978-0-89051-574-7

ISBN-10: 0-89051-574-3

Library of Congress Catalog Number: 2009930761

Cover Design: Thinkpen Design

Interior Design: Diana Bogardus

All Scripture quotations in this book, unless otherwise noted, are from the King James Version of the Bible.

Printed in the United States of America

Please visit our website for other great titles:
www.masterbooks.net

For information regarding author interviews,
please contact the publicity department at (870) 438-5288.

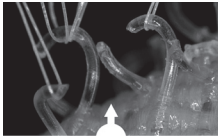


ACKNOWLEDGMENTS

This *Discovery of Design* is dedicated to our wives, Sally DeYoung and Jessica Hobbs. We thank God for their faithful companionship and love.


— Don B. DeYoung and Derrik Hobbs

Cover images:



Velcro Macro

Tracy E. Anderson
Microscopist and Digital Imaging Specialist
Imaging Center, University of Minnesota



Cocklebur Hooks

Jim French
San Luis Obispo, CA



Dragonfly

Shutterstock.com



USAF Hunter-Killer Reaper UAV

James Gordon
US Department of Defense (DoD) Photographer

CONTENTS

Introduction	9
1. Microorganisms.....	11
Bacteria — Micro-motor	
Bacteria — Battery	
Biofilm — Bacteria Control	
Diatom — Nanotechnology	
Protein — Solar Cells	
2. The Insect World.....	23
Ants — Airlines	
Asian Beetle — Paper Whitener	
Bombardier Beetle — Gas Turbine Engine	
Butterfly — Cosmetics	
Dragonfly — Surveillance	
Firefly — Light Stick	
Fly — Hearing Aid	
Honeybee — Surveillance	
Insect Hearing — Atomic Force Microscope	
Insects — Robotics	
Namib Beetle — Water Collector	
Spider Silk — Fiber Optics	
Termite Mound — Ventilation	
Timber Beetle Larva — Chainsaw	
Wasp — Paper	
Water Strider — Water Repellant	

3. Flight.....	57
Bat — Sonar Systems	
Bird Flight — Aircraft	
Flying Reptile — Delta Wing Aircraft	
Kingfisher — Bullet Train	
Owl Wing — Noise Reduction	
Swift — Aircraft Wings	
Toucan Beak — Shock Absorber	
4. Underwater Life.....	73
Boxfish — Automobile Design	
Brittlestar — Microlens	
Cuttlefish — Camouflage	
Elephant Nose Fish — Electric Sensor	
Fish Motion — Ship Propulsion	
Lobster Eye — Telescope Lens	
Mussels — Adhesive	
Octopus — Robotics	
Seashell — Construction Material	
Sea Slug — Chemicals	
Sea Sponge — Fiber Optics	
Whale — Submarine	
5. Land Animals.....	99
Ankylosaurus — Fiberglass	
Antler — Organ Repair	
Dog Paw — Shoe Soles	
Gecko — Adhesive	
Giraffe — Antigravity Spacesuit	
Horse Bone — Construction	
Penguin Eye — Sunglasses	
Tree Frog — Automobile Tires	
6. People.....	117
Body Odor — Insect Repellant	
DNA — Computer Memory	
Eardrum — Earphone	
Eye Iris — Identification	
Fibrin — Elastic	
Fingerprint — Prosthetic Hand	
Leg Bone — Eiffel Tower	
Muscles — Robotics	
Saliva — Healing	

Skin — Self-repairing Plastic	
Tooth Enamel — Armor Coating	
Vernix — Skin Cream	
7. Vegetation.....	143
Beech Leaf — Space Antenna	
Chemicals — Medicine	
Cocklebur — Velcro	
Fava Bean — Valve	
Fescue Grass — Herbicide	
Lotus Flower — Surface Cleaner	
Osage Orange — Barbed Wire	
Pine Cone — Smart Clothes	
Rubber Tree — Automobile Tires	
Skunk Cabbage — Thermostat	
Spinach — Solar Cell	
Venus Flytrap — Food Packaging	
Water Lily — Construction	
Wild Wheat — Humidity Sensor	
8. Nonliving Objects.....	175
Buckyballs — Micro Ball Bearings	
Nanoparticles — Water Purifier	
Opal — Photonic Device	
Pulsar — Time Standard	
Water Flow — Impeller	
Conclusion.....	186
Appendix: Answers to Chapter Questions	188
General References.....	224
Glossary.....	226
Subject Index.....	229
About the Authors.....	233

In crossing a heath, suppose I pitched my foot against a stone, and were asked how the stone came to be there: I might possibly answer, that for any thing I know to the contrary, it had lain there for ever: nor would it perhaps be very easy to show the absurdity of this answer. But suppose I had found a watch upon the ground, and it should be inquired how the watch happened to be in that place; I should hardly think of the answer which I had before given, that for any thing I knew, the watch might have always been there. Yet why should not this answer serve for the watch, as well as for the stone? Why is it not as admissable in the second case as in the first? For this reason, and for no other, viz., that when we come to inspect the watch, we perceive (what we could not discover in the stone) that its several parts are framed and put together for a purpose. . . . This mechanism being observed . . . the inference, we think, is inevitable, that the watch must have had a maker; that there must have existed, at some time, and at some place or other, an artificer or artificers, who formed it for the purpose which we find it actually to answer; who comprehended its construction, and designed its use.

— William Paley
Natural Theology, 1802



INTRODUCTION

Inventors and design engineers frequently look to nature for inspiration. There they find countless insights for new products and procedures. This book describes many of the useful results from this ongoing search. Nature is indeed a master teacher of design. And as a bonus, the products and designs found in nature arise from common, biodegradable materials. The name *biomimicry* is often given to this endeavor of discovering and utilizing designs from nature. Biomimicry and related words are defined in the glossary.

There are two distinct explanations for the host of successful ideas derived from nature studies. First, some people conclude that credit belongs to millions of years of evolutionary change. Over time, beneficial features in living things are said to be fine-tuned and optimized, while those organisms that are less fit are weeded out and eliminated. It is to be expected, some say, that exquisite designs are found throughout nature. After all, there have been millions of generations of trial and error to get it right. In this view, the brilliant tail of the peacock survives because earlier peacocks with short, drab tails failed in the competition to pass their genes on to later generations. There is, however, one major flaw with this natural explanation of design: it simply does not work. Patterns and information are conserved with the passing of generations, but the DNA blueprint does not increase in complexity or gain new information. A beautiful peacock tail does not gradually develop from fish scales, or from a knobby skin protrusion, or even from a short, drab tail. The occurrence of genetic mutations, including the occasional production of new species, actually displays an unavoidable loss or limitation of the earlier

information content. Many scholars conclude that there is no convincing natural explanation for the peacock's tail or for any other design feature in living plants and animals.

There is a second explanation for the useful innovations found throughout nature. This alternative approach suggests a complete reversal of evolutionary progress over countless generations. It proposes that the valuable, practical design ideas surrounding us have been present from the very beginning of time. That is, useful features were embedded in the material universe by supernatural acts of creation. The purpose was for the benefit of living things, and also that ideas could be discovered and utilized for the welfare of mankind. In addition, design examples show us how to properly care for nature and maintain its health. Clearly, this explanation assumes intelligent planning by a beneficent Creator. Some might object that a divine hand in nature is not allowed. After all, today's science enterprise limits itself to naturalistic explanations for everything with no outside intervention. However, the historic definition of science is the search for knowledge and truth about the physical world, wherever this may lead. Regarding design in nature, the path of inquiry points directly to an intelligent plan.

Of special note is the book's eighth chapter regarding design found in nonliving parts of nature. Such items cannot somehow mutate or improve themselves over time. They have been present always. Also, chapter 7 describes some of the many medical benefits derived from plants and animals. Following each book entry there are questions for further study. Answers are provided at the end of the book. We also include a glossary of terms and a bibliography of biomimicry resources.

The authors of this book, along with many others, find the creation approach to origins and history to be a compelling and satisfying worldview. Readers are challenged to consider for themselves the alternate explanations for the limitless designs discovered in nature, and their implications. Explore new design at the website DiscoveryofDesign.com, and send us new examples and ideas for this growing database.

1

MICROORGANISMS

The microscopic world was explored in recent centuries by pioneer scientists such as Antonie van Leeuwenhoek (1632–1723). This Dutch pioneer built early microscopes and observed what he called “little animals.” The world of microorganisms is crowded: living bacteria on your skin far outnumber the entire U.S. population. This small-scale life is neither primitive nor simple. Just the opposite. These tiny plants and animals reveal advanced designs for our study and benefit.

**In the year of
1657 I discovered very
small living
creatures in rain water.**

— Antonie van Leeuwenhoek

Many microscopic forms of life propel themselves through liquids using built-in protein assemblies called molecular motors. The organisms include certain bacteria and mitochondria, which exist within most living cells.

The motor is in the form of a rapidly spinning filament called a flagellum, which functions much like a ship's propeller. A central shaft made of protein material spins as rapidly as 100,000 revolutions per minute (rpm), and is controlled by complex electrochemical reactions. These amazing "living motors" are able to stop and reverse their direction of turning in less than one rotation. Such flexibility is far beyond any manmade motor. Ten million of these molecular motors would fit along a one-inch length.

Cornell University researchers have succeeded in integrating molecular motors with metallic microspheres so that the bacteria transport the spheres through fluids. Future research goals include the use of the molecular machines as internal mobile pharmacies that deliver drugs exactly where needed within the body. *Discover* magazine describes these self-propelled bionic machines as one of the most promising emerging technologies.

As an alternative means of movement, consider the micrometer-size myxobacteria. This organism has hundreds of tiny nozzles covering its outer surface. It manufactures a slime that shoots from these nozzles,



Bacteria Micro-motor



much like silly string. As a result, the bacterium recoils in the opposite direction using the principle of jet propulsion. The recoil speed exceeds ten micrometers per second. This is equivalent to a person traveling at 20 miles per hour, comparable to a swift runner. There are plans to duplicate this propulsion mechanism to control the movement of mechanical nanoscale devices within the human body.

References

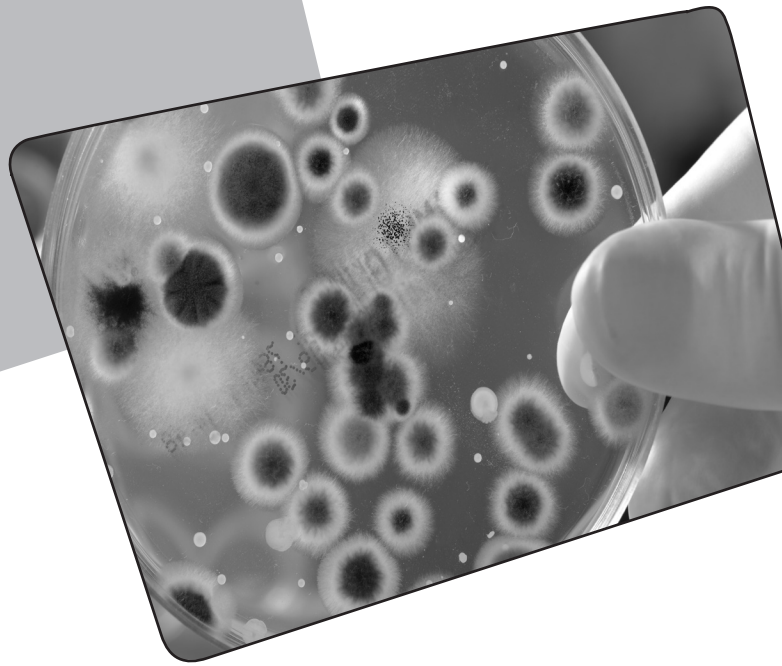
- Goho, Alexandra. 2004. Mini motor. *Science News* 165(12):180.
- Merali, Zeeya. April 1, 2006. Bacteria use slime jets to get around. *New Scientist* 192 (2545):15.

Questions for further study

1. What is the precise meaning of the words *micro* and *nano*?
2. How does the speed of an electric fan compare with the 100,000 rpm rate of the molecular motor?
3. What are the chemical properties of silly string?

A: pg. 188

Bacteria



Bacteria Battery

Scientists have taken a special interest in a bacterium called *Rhodospirillum rubrum*, which resides in marine sediments. This tiny microbe produces electrical current using simple sugars as its fuel source. The bacterium feeds on the sugars, and a steady flow of freed electrons results. Waste materials are the bacteria's favorite diet. Sugars include fructose from fruit, xylose from wood, sucrose from sugar cane and beets, and glucose from many other sources. The electric energy production of the bacterium is more than 80 percent efficient, far above that of other organisms and man-made energy conversion processes.

Energy-producing microorganisms are known as bacterial batteries, or fuel cells. The technological challenge is to combine the electric output from a large number of these bacteria to produce a practical level of current. If successful, one cup of common sugar could light a 60-watt



bulb for many hours. This organic power source would be especially useful where the importing of fuel is difficult, such as remote villages. In such locations, the specialized bacteria could consume vegetation and turn the lights on.

Reference

Chadhuri, Swades, and Derek Loveley. 2003. Bacterial batteries. *Nature Biotechnology* 21(10):1229–1232.

Questions for further study

1. What actually is a battery?
2. Why are most energy conversion processes inefficient?
3. How many electrons pass through a standard 60-watt light bulb in one second?

A: pg. 189

Bacteria

Battery

15

THE NEW...
CREATION EDUCATION STATION
A Homeschool Resource Section of Master Books



Thank you for downloading this free educational material ! We hope the information and activities are an enjoyable learning experience for you and your family.

For over 30 years, we have taken pride in offering unique and educational titles to families, and we work hard to insure that the material is scientifically- sound , biblically- based, and evolution- free.

Visit us online:

www.CreationEducationStation.com

www.MasterBooks.net

All online orders receive a 20% discount
and orders over \$ 25 receive free shipping!